

# Band Scales

Clarinet


1. C Scale



2. D Scale




3. Bb Scale



4. F Scale



5. Eb Scale



6. G Scale



7. A Scale



# CLARINET SCALES: Helpful Hints.....

(use this side of the sheet to see if you have them memorized...)

1. **C** Scale

**Common**, (all natural) Band Scale

2. **D** Scale

**“Dos Sharpos”** (spanish for 2 sharps; f#, c#)

3. **Bb** Scale

**BE flat...** (Bb and side Eb)

4. **F** Scale

**one Finger at a Time** (start on Low F)

5. **Eb** Scale

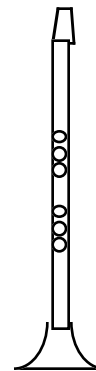
**thrEE flats!** (sideEb, “lean”Ab, ezBb)

6. **G** Scale


**Gee**, there’s an F# in this scale !

7. **A** scale

**Alphabet, Flowers Can Grow!** (F#,C#,G#)



- Memorize each of the **HINTS** listed above.
- Think of the **alphabet** as you play each scale.
- Don’t EVER think of a note as it’s **“enharmonic”** when doing a scale!!!  
(...yes, Gb = F# , but when you play the Db scale, think of it as a Gb or it can really “mess you up...”)
- Play through your scales **daily**. 3 minutes daily will pay huge dividends!!
- See if you can memorize ONE each week. (In 7 weeks, you could be done!!)



*Finally,*

Don’t worry about playing them FAST..... play them WELL, with a good sound and good technique.

*“It doesn’t have to be fast to be good.... it has to be good to be good!!”*

Use the brain in your head,  
not the “brain in your fingers”.

A B C D E F G A B C D E F G A B C

Start on the name of the scale,  
go up to the name of the scale and  
“plug in the key signature” along the  
way.